

Specifications

As specifications for this product differ by pitch and material-mix, please contact our Sales Department for detailed information.

- Insulation Resistance: 1,000MΩ min. at 100V DC, 500V DC
- Dielectric Withstanding Voltage: for 1 minute at 100V AC, 500V AC, 700V AC (Socket Dependent)
- Contact Resistance: 30mΩ max. at 10mA/20mV max.
- Operating Temperature Range: (PEI/PSF) -40°C to +150°C (PES) -55°C to +170°C (PEI) -55°C to +170°C

Materials and Finish

- Housing: Polysulphone (PSF) Polyethersulphone (PES) Polyetherimide (PEI)
- Contacts: Beryllium Copper (BeCu)
- Plating: Gold over Nickel

Part Number (Details)

IC51 - 068 4 - 734

Series No.

No. of Contact Pins

Number of Sides with Contacts

Design Number

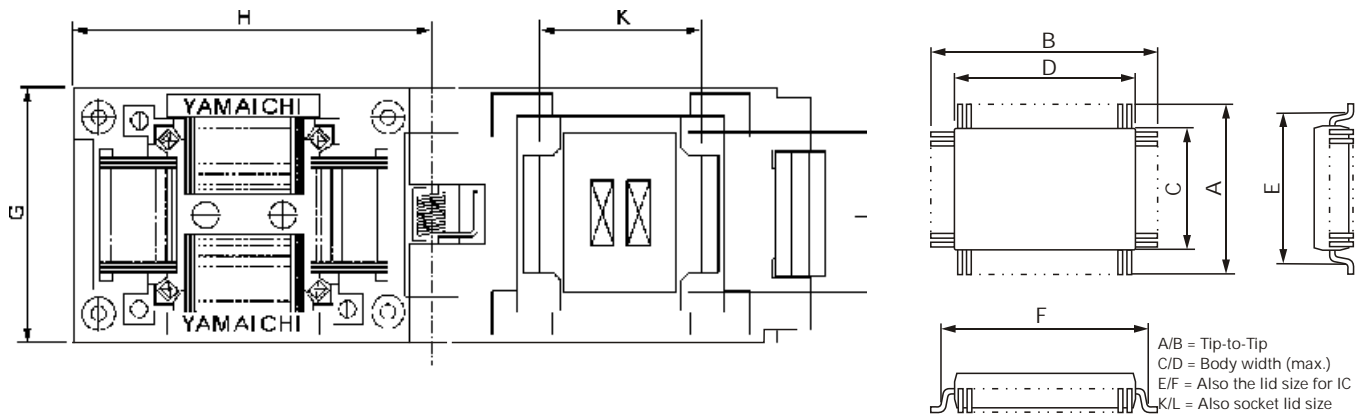
Features

- High reliability, durability and temperature range
- Custom made also available for high pin count and fine-pitch IC packages

Applicable Socket and IC Outline Dimensions (Reference Only)

Outline Socket Dimensions

Outline IC Dimensions



QFP, PQFP and TQFP (Reference Only)

Part Number	Pin Count	Pitch	Body Size	IC Dimensions						Socket Dimensions			
				A	B	C	D	E (max.)	F (max.)	G	H	K	L
IC51-0684-734	68	0.65	10 x 14	13.2	17.2	10.0	14.0	11.8	15.8	37.0	41.0	11.8	15.8
IC51-0724-651	72	0.65	13 x 13	15.8	15.8	13.0	13.0	14.2	14.2	34.0	38.5	14.3	14.3
IC51-0724-698	72	0.8	16 x 20	18.2	23.1	16.0	20.0	16.6	21.5	36.0	44.5	16.6	21.5
IC51-0804-808	80	0.5	12 x 12	14.0	14.0	12.0	12.0	13.3	13.3	34.0	37.0	13.3	13.3
IC51-0804-711	80	0.65	14 x 14	17.2	17.2	14.0	14.0	15.6	15.6	37.0	41.0	15.8	15.8
IC51-0804-956-2	80	0.65	14 x 14	17.2	17.2	14.0	14.0	16.0	16.0	34.0	42.5	16.4	16.4
IC51-0804-795	80	0.65	14 x 14	16.0	16.0	14.0	14.0	15.3	15.3	37.0	41.0	15.3	23.0
IC51-0804-819-1	80	0.8	14 x 20	17.9	23.9	14.0	20.0	16.9	22.9	34.0	42.5	17.0	22.4
IC51-0804-819-8	80	0.8	14 x 20	>17.8	>23.8	14.0	20.0	16.6	22.6	34.0	42.5	17.0	22.4
IC51-0804-819-2	80	0.8	14 x 20	17.6	23.6	14.0	20.0	16.9	22.9	24.0	42.5	16.4	22.4
IC51-0804-819-6	80	0.8	14 x 20	16.8	22.8	14.0	20.0	15.6	21.6	34.0	42.5	17.0	23.0
IC51-819.KS-12720	80	0.8	14 x 20	17.2	23.2	14.0	20.0	16.0	22.0	34.0	42.5	16.4	22.4
IC51-1004-809	100	0.5	14 x 14	16.0	16.0	14.0	14.0	15.2	15.2	36.0	39.0	15.3	15.3
IC51-1004-395	100	0.65	14 x 20	18.0	24.0	14.0	20.0	16.9	22.9	34.0	42.5	17.0	23.0
IC51-1004-814-6	100	0.65	14 x 20	18.0	24.0	14.0	20.0	15.7	21.7	34.0	42.5	15.80	21.8
IC51-1004-814-1	100	0.65	14 x 20	17.9	23.9	14.0	20.0	16.6	22.6	34.0	42.5	17.0	23.0
IC51-1004-814-2	100	0.65	14 x 20	17.6	23.6	14.0	20.0	16.3	22.3	34.0	42.5	16.4	22.4
IC51-1004-814-13	100	0.65	14 x 20	16.0	22.0	14.0	20.0	15.2	21.2	34.0	42.5	17.0	23.0
IC51-814.KS-12033	100	0.65	14 x 20	17.2	23.2	14.0	20.0	16.3	22.3	34.0	42.5	16.4	22.4
IC51-1004-567	100	0.8	22 x 22	27.8	27.8	22.0	22.0	25.8	25.8	50.0	58.0	26.0	26.0

.KS-xxxxx = modified base socket

IC51 Series (Clamshell)

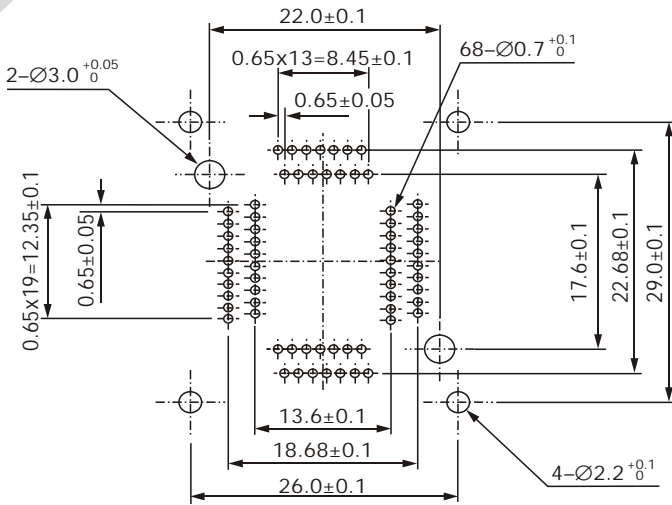
Quad Flat Package (QFP, PQFP, TQFP)



Recommended PCB Layouts (68 to 80 pins)

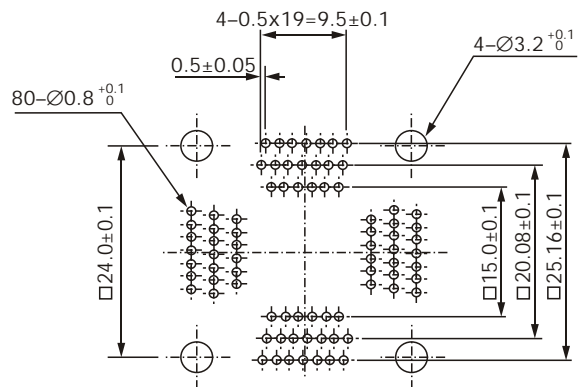
68 pins

IC51-0684-734



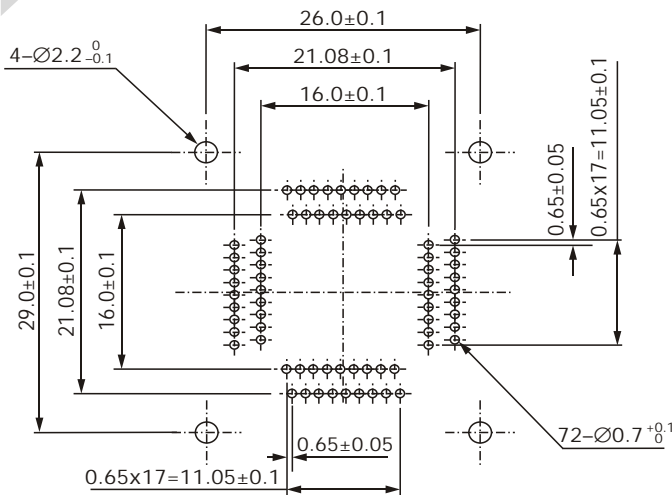
80 pins

IC51-0804-808



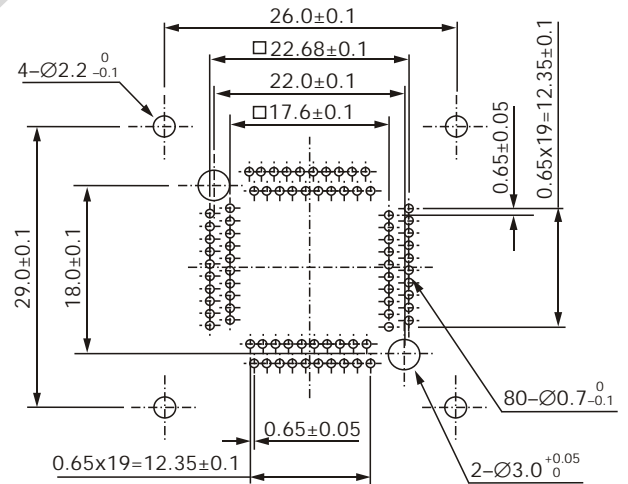
72 pins

IC51-0724-651



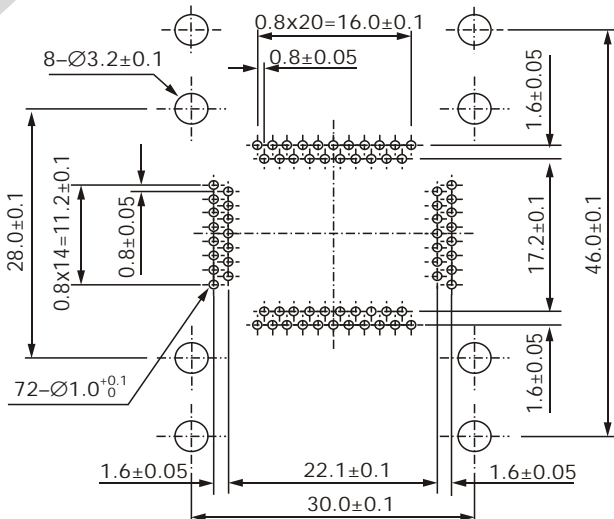
80 pins

IC51-0804-711



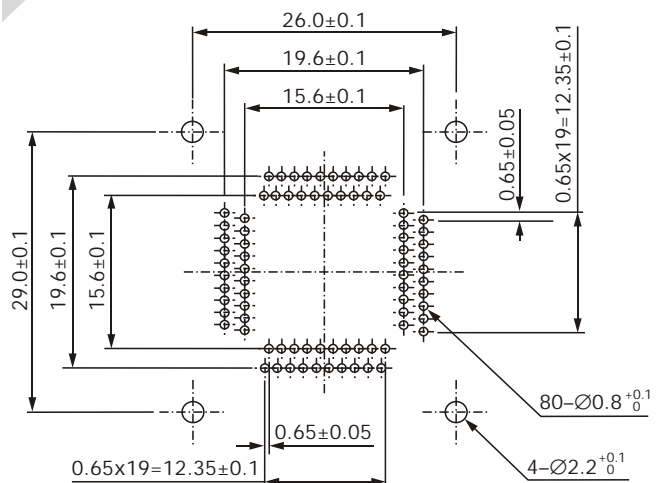
72 pins

IC51-0724-698



80 pins

IC51-0804-956-2



IC51 Series (Clamshell)

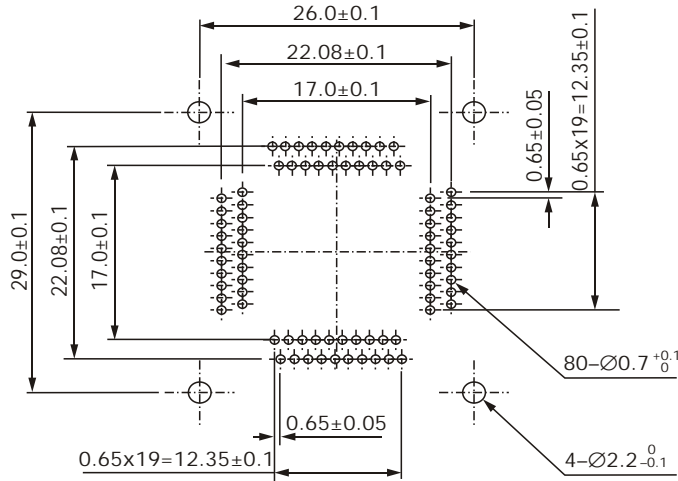
Quad Flat Package (QFP, PQFP, TQFP)



Recommended PCB Layouts (80 to 100 pins)

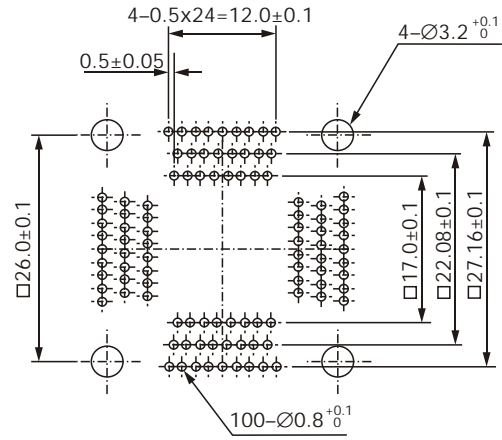
80 pins

IC51-0804-795



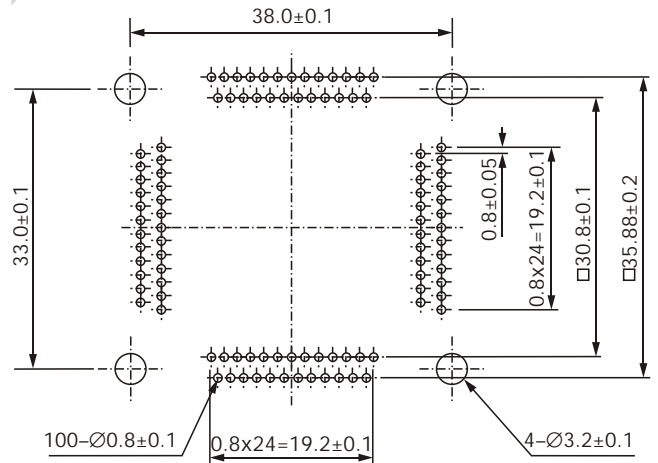
100 pins

IC51-1004-809



100 pins

IC51-1004-567



80 pins

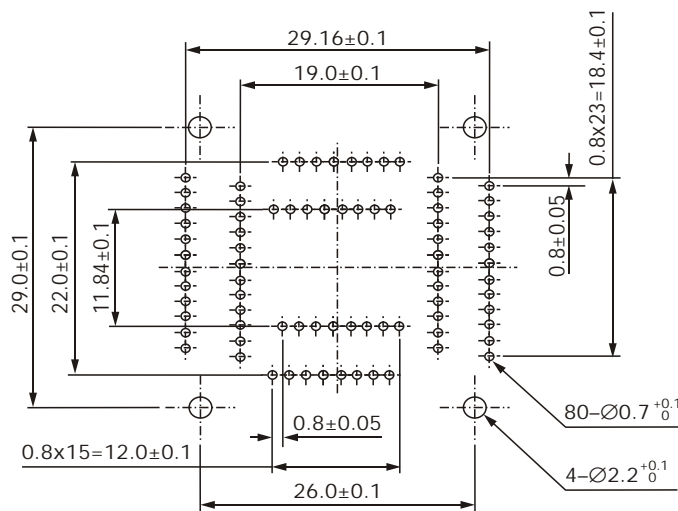
IC51-819.KS-12720

IC51-0804-819-1

IC51-0804-819-2

IC51-0804-819-6

IC51-0804-819-8



100 pins

IC51-814.KS-12033

IC51-1004-814-1

IC51-1004-814-2

IC51-1004-814-6

IC51-1004-814-13

IC51-1004-395

